

General instructions for cleaning and care

no. 10 Sport floors (PU-sealed)


















**cleaning system without treatment
end of construction**

object _____
address _____
room classification _____

date _____
customer _____
representative _____

work process: select one work stage from each number

↓	cleaning method		recommendations chemical products dosage		recommendations pad / brush / mop / cloth	recommendations machine / tool	comments
1	 dusting damp mopping				Masslinn 2000/Floorwit white	Balit Varifix/ Balit/	
cleaning without maintenance							
2	 wet mopping direct method	Ecofloor V Reshine V Antiwax forte	0.5 - 1% 3 - 5% 2 - 5%		Micro-Mop Top/ Microsol mop/	Socar / Drewell	
2	 scrubber drying direct method	Ecofloor V Reshine V Antiwax forte	0.5 - 1% 3 - 5% 2 - 5%	V  Pad red/  Pad blue/		Duomatic / Laser Mambo / Samba Sprinter / iMatic	
2	 wet scrubbing and wet vacuuming	Rewit 2000 V Antiwax forte	2 - 5% 2 - 5%	V  Pad red/  Pad blue/		Monomatic LS / Watertank Duovac /	heavily soiled 
cleaning with maintenance care (first protective treatment with same product as in maintenance cleaning)							
3	 wet mopping direct method	Redur	0.5 - 2%		Flat mop/ Micro-Mop Top/	Socar / Drewell	
3	 scrubber drying direct method	Redur	0.5 - 2%	 Pad red/		Duomatic / Laser Mambo / Samba Sprinter / iMatic	

* basic treatment / structure: B: coated / C: waxed / D: oiled / E: sealed / F: untreated / G: maintenance care product / P: polishing / S: structured / V: heavily soiled

General instructions for cleaning and care

no. 10 Sport floors (PU-sealed)



maintenance cleaning

object _____

date _____


















address _____

customer _____

room classification _____

representative _____

work process: select one work stage from each number

↓	cleaning method		frequency	recommendations chemical products	dosage	recommendations pad / brush / mop / cloth	recommendations machine / tool	comments
				*		*		
1		dusting damp mopping				Masslinn / Floorwit Synthetic fur	Balit Varifix/ Balit/	
2		chewing gum removal		Karpfrost Karpotek	100%			if needed 
cleaning without maintenance								
4		wet mopping direct method		Ecofloor Reshine Alcosal	0.5 - 1% 1 - 2% 1 - 2%	Mop Microbrush/ Micro-Mop Top/ Mop Variwet	Wetbox system Socar / Drewell Variwet / B. Varifix	
4		scrubber drying direct method		Ecofloor Reshine Libero	0.5 - 1% 1 - 2% 0.5 - 3%	 Pad red/	Duomatic / Laser Mambo / Samba Sprinter / iMatic	
cleaning with maintenance								
4		wet mopping direct method		Redur	0.5 - 2%	Mop Microbrush/ Micro-Mop Top/ Mop Variwet	Wetbox system Socar / Drewell Variwet / B. Varifix	
4		scrubber drying direct method		Redur	0.5 - 2%	 Pad red/	Duomatic / Laser Mambo / Samba Sprinter / iMatic	

* basic treatment / structure: B: coated / C: waxed / D: oiled / E: sealed / F: untreated / G: maintenance care product / P: polishing / S: structured / V: heavily soiled

General instructions for cleaning and care

no. 10 Sport floors (PU-sealed)



interim cleaning

object _____

date _____





























address _____

customer _____

room classification _____

representative _____

work process: select one work stage from each number

↓	cleaning method		frequency	recommendations chemical products	dosage	recommendations pad / brush / mop / cloth	recommendations machine / tool	comments
				*		*		
1		dusting damp mopping				Masslinn / Floorwit Synthetic fur	Balit Varifix/ Balit/	
2		chewing gum removal		Karpfrost Karpotek	100%			if needed 
cleaning without maintenance								
3		wet mopping indirect method		Reshine G Rewit 2000 V Antiwax forte	3 - 5% 2 - 5% 2 - 5%	Mop Microbrush/ Micro-Mop Top/	Wetbox system Socar / Drewell	 
3		scrubber drying indirect method		Reshine G Rewit 2000 V Antiwax forte	3 - 5% 2 - 5% 2 - 5%	 Pad red/  Pad blue/  Microsol fibre pad/	Duomatic / Laser Sprinter / iMatic Mambo / Samba	 
3		resin removal		Indumat	3 - 5%	 Pad red/  Microsol fibre pad/	Duomatic / Laser Mambo / Samba Sprinter / iMatic	scrubber drying direct method  
3		resin removal		Reshine	10%	 Pad red/  Microsol fibre pad/	Duomatic / Laser Mambo / Samba Sprinter / iMatic	scrubber drying indirect method  

* basic treatment / structure: B: coated / C: waxed / D: oiled / E: sealed / F: untreated / G: maintenance care product / P: polishing / S: structured / V: heavily soiled

important: For initial cleaning after interim cleaning, see "initial cleaning".

General instructions for cleaning and care

no. 10 Sport floors (PU-sealed)



basic cleaning

object _____

date _____

































address _____

customer _____

work process: select one work stage from each number

room classification _____

representative _____

↓	cleaning method		recommendations chemical products	dosage	recommendations pad / brush / mop / cloth	recommendations machine / tool	comments
			*		*		
1		dusting damp mopping			Masslinn / Floorwit Synthetic fur	Balit Varifix/ Balit/	
2		chewing gum removal	Karpfrost Karpotek	100%			if needed 
cleaning without maintenance							
3		wet scrubbing and wet vacuuming	B Relino G Antiwax forte	20 - 50% 2 - 5%	B  Pad blue/  Pad red/	Monomatic I / Watertank Duovac /	  
3		scrubber drying indirect method	B Relino G Antiwax forte	20 - 50% 2 - 5%	B  Pad blue/  Pad red/ V  Microsol fibre pad/	Duomatic / Laser Mambo / Samba Sprinter / iMatic	   
3		resin removal	Indumat	3 - 5%	 Pad red/  Microsol fibre pad/	Duomatic / Laser Mambo / Samba Sprinter / iMatic	scrubber drying direct method  
3		resin removal	Reshine	10%	 Pad red/  Microsol fibre pad/	Duomatic / Laser Mambo / Samba Sprinter / iMatic	scrubber drying indirect method  
4	rinsing 		pure water		 Pad red/  Microsol fibre pad/	Monomatic I / Duovac / Duomatic / Laser	 

* basic treatment / structure: B: coated / C: waxed / D: oiled / E: sealed / F: untreated / G: maintenance care product / P: polishing / S: structured / V: heavily soiled

important: change pad often
For initial cleaning after basic cleaning, see "initial cleaning".

General instructions for cleaning and care

no. 10 Sport floors (PU-sealed)




Information about the flooring



Wetrok AG cannot accept any liability for damages due to improper use.
For security information, see the safety data sheet at www.wetrok.ch.
Wear protection: gloves, safety goggles, work clothes
Follow the information and remarks on the label, product data sheet and material safety data sheet.
The product data sheet describes the product and gives information about its application, storage. See www.wetrok.ch
The recommended colours of pad and brushes consist to the actual wWetrok product range
Follow the special cleaning and care instructions of the floor manufacturer
The cleaning and care instructions are recommendations and suggestions and apply to floorings in object quality.



Athletic track surfaces and sports field markings are sensitive to scratching. Do not use abrasive pads or brushes.
Athletic track surfaces and sports field markings are sensitive to certain solvents, such as ketone, ester and chlorinated hydrocarbon.
Athletic track surfaces are sealed with a polyurethane lacquer (use-surface) and do not require an additional coating.



Polyurethane athletic track surfaces are seamless, multi-layered, point-elastic and self-coloured floor coverings with a polyurethane smoothing cement as the top layer.
The sports field markings are applied under the transparent use-surface.
Maintenance cleaners must form a non-slip film and should comply with DIN18032.



Remove loose dirt before every cleaning, damp mop smooth floors and vacuum structured floors.
Cleaning agents and surface treatments may alter the appearance and properties of a floor's surface.
Test on an inconspicuous spot to find which product is suitable for your requirements.
Test beforehand on an inconspicuous spot to see if the cleaning agent or surface treatment damages the floor.
Dirt-trapping zones, incl. dirt-trapping mats (Wetrok Gardamat) in the entrance, at least 7m long, greatly reduce the amount of dirt tracked into the building.

If you have any questions, please don't hesitate to contact us.
For training courses, contact the Wetrok Academy, tel. +41 (0)43 255 51 43 or academy@wetrok.ch.

/er.