


General instructions for cleaning and care

no. 41  **Anhydrite**








**cleaning system without treatment
end of construction**

object _____
address _____
room classification _____


date _____
customer _____
representative _____

work process: select one work stage from each number

cleaning method		* recommendations chemical products	dosage	* recommendations pad / brush / mop / cloth	recommendations machine / tool	comments
1	 dusting damp mopping <input type="checkbox"/>			B S Masslinn 2000 B S Microsol cloth B S Synthetic fur	Balit with pad sole Balit with velcro	
1	 dry vacuum cleaning <input type="checkbox"/>			V S Dust roller nozzle V Combi-nozzle	Duovac Monovac / Picojet Portavac	heavily soiled
1	 brush vacuum cleaning <input type="checkbox"/>				Monovac / Picojet Karpawel	for durable flooring only
1	 vacuum sweeping sweeping <input type="checkbox"/>			V Carpet set - Twister	Speedmatic Twister Master Sweep Turbo Sweep	large areas
2	 stain removal <input type="checkbox"/>	See cleaning instruction no 85				if needed

* basic treatment / structure: B: coated / C: waxed / D: oiled / E: sealed / F: untreated / G: maintenance care product / H: Disinfection / P: polishing / S: structured / V: heavily soiled

General instructions for cleaning and care

no. 41  **Anhydrite**



maintenance cleaning

object _____

date _____












address _____

customer _____

room classification _____


representative _____

work process: select one work stage from each number

↓	work process: select one work stage from each number						
	cleaning method	freq uenc	* recommendations chemical products	dosage	* recommendations pad / brush / mop / cloth	recommendations machine / tool	comments
1	 dusting damp mopping	<input type="checkbox"/>			B S Masslinn 2000 B S Microsol cloth B S Synthetic fur	Balit with pad sole Balit with velcro	
1	 dry vacuum cleaning	<input type="checkbox"/>			V S Dust roller nozzle V Combi-nozzle	Monovac Portavac Twinvac	heavily soiled
1	 brush vacuum cleaning	<input type="checkbox"/>				Monovac / Picojet Karpawel	for durable flooring only
1	 vacuum sweeping sweeping	<input type="checkbox"/>			V Carpet set - Twister	Speedmatic Twister Master Sweep Turbo Sweep	large areas
2	 stain removal	<input type="checkbox"/>	See cleaning instruction no 85				if needed
cleaning without maintenance							
3	 wet mopping direct method	<input type="checkbox"/>	B Ecofloor	0.5 - 1%	V S Microbrush-mop Microsmooth-mop Silkysmooth-mop	Wetbox system Wetcar / Drewell Socar / Drewell	if needed in spots  
3	 spray mopping	<input type="checkbox"/>	B Ecofloor	0.5 - 1%	Micro nonwoven-1- Micro woven-1- Silkysmooth-1-	Variwet handle Balit with velcro Micro velcro sole	if needed in spots  

* basic treatment / structure: B: coated / C: waxed / D: oiled / E: sealed / F: untreated / G: maintenance care product / H: Disinfection / P: polishing / S: structured / V: heavily soiled

General instructions for cleaning and care

no. 41  **Anhydrite**



interim cleaning

object _____

date _____
















address _____

customer _____

room classification _____


representative _____

work process: select one work stage from each number

↓	cleaning method		freq uenc	* recommendations chemical products	dosage	* recommendations pad / brush / mop / cloth	recommendations machine / tool	comments
1		dusting damp mopping	<input type="checkbox"/>			Masslinn 2000 B S Microsol cloth B S Synthetic fur	Balit with pad sole Balit with velcro	
1		dry vacuum cleaning	<input type="checkbox"/>			S Dust roller nozzle Combi-nozzle	Monovac Portavac Twinvac	heavily soiled
1		brush vacuum cleaning	<input type="checkbox"/>				Monovac / Picojet Karpawel	for durable flooring only
1		vacuum sweeping sweeping	<input type="checkbox"/>			V Carpet set - Twister	Speedmatic Twister Master Sweep Turbo Sweep	large areas
2		stain removal	<input type="checkbox"/>	See cleaning instruction no 85				if needed
cleaning without maintenance								
3		wet mopping direct method	<input type="checkbox"/>	B Antiwax forte classic B Antiwax	2 - 5% 2 - 5%	V Microsmooth-mop Silkysmooth-mop	Socar / Drewell Wetcar / Drewell	if needed 
3		scrubber drying direct method	<input type="checkbox"/>	B Antiwax forte classic B Antiwax	2 - 5% 2 - 5%	S  Microsol fibre pad  Melamine pad	Duo- / Discomatic Sprinter / Drivematic	if needed  
4		wet mopping direct method	<input type="checkbox"/>	Biosan	3%	Silkysmooth-mop Microbrush-mop Micro woven-1-	Wetbox system Wetcar / Drewell Variwet handle	if needed, bad smell could be removed with  

* basic treatment / structure: B: coated / C: waxed / D: oiled / E: sealed / F: untreated / G: maintenance care product / H: Disinfection / P: polishing / S: structured / V: heavily soiled

General instructions for cleaning and care

no. 41  Anhydrite



basic cleaning

object _____

date _____

















address _____

customer _____

room classification _____


representative _____

work process: select one work stage from each number

		freq	recommendations		recommendations	recommendations	
cleaning method		uenc	* chemical products	dosage	* pad / brush / mop / cloth	machine / tool	comments
1	 dusting damp mopping	<input type="checkbox"/>			Masslinn 2000 S Microsol cloth S Synthetic fur	Balit with pad sole Balit with velcro	
1	 dry vacuum cleaning	<input type="checkbox"/>			V S Dust roller nozzle V Combi-nozzle	Monovac Portavac Twinvac	heavily soiled
1	 brush vacuum cleaning	<input type="checkbox"/>				Monovac / Picojet Karpawel	for durable flooring only
1	 vacuum sweeping sweeping	<input type="checkbox"/>			V Carpet set - Twister	Speedmatic Twister Master Sweep Turbo Sweep	large areas
2	 chewing gum removal	<input type="checkbox"/>	Karpfrost Karpotek	100% 100%		Monovac Portavac Twinvac	if needed
3	 stain removal	<input type="checkbox"/>	See cleaning instruction no 85				if needed
cleaning without maintenance							
4	 wet mopping direct method	<input type="checkbox"/>	Antiwax forte classic 30 - 50% Antiwax forte	30 - 50%	Silkysmooth-mop Microsmooth-mop Microbrush-mop	Socar / Drewell Wetcar / Drewell	if needed  
4	 scrubber drying direct method	<input type="checkbox"/>	Antiwax forte classic 30 - 50% Antiwax forte	30 - 50%	 Microsol fibre pad  Melamine pad	Duo- / Discomatic Sprinter / Drivematic	
5	 wet mopping direct method	<input type="checkbox"/>	Biosan	3%	Silkysmooth-mop Microsmooth-mop Micro woven-1-	Socar / Drewell Wetcar / Drewell Variwet handle	if needed, bad smell could be removed with  

* basic treatment / structure: B: coated / C: waxed / D: oiled / E: sealed / F: untreated / G: maintenance care product / H: Disinfection / P: polishing / S: structured / V: heavily soiled

General instructions for cleaning and care

no. 41  Anhydrite



Information about the flooring



Wetrok AG cannot accept any liability for damages due to improper use.
For security information, see the safety data sheet at www.wetrok.com.
Wear protection: gloves, safety goggles, work clothes.
Follow the information and remarks on the label, product data sheet and material safety data sheet.
The product data sheet describes the product and gives information about its application, storage. See www.wetrok.com.
The recommended colours of pad and brushes consist to the actual wWetrok product range.
Follow the special cleaning and care instructions of the floor manufacturer.
The cleaning and care instructions are recommendations and suggestions and apply to floorings in object quality.



0
0
0
0
0
#NV



0
0
#NV
#NV
#NV



Remove loose dirt before every cleaning, damp mop smooth floors and vacuum structured floors.
Cleaning agents and surface treatments may alter the appearance and properties of a floor's surface.
Test on an inconspicuous spot to find which product is suitable for your requirements.
Test beforehand on an inconspicuous spot to see if the cleaning agent or surface treatment damages the floor.
Dirt-trapping zones, incl. dirt-trapping mats (Wetrok Gardamat) in the entrance, at least 7m long, greatly reduce the amount of dirt tracked into the building.

If you have any questions, please don't hesitate to contact us.
For training courses, contact the Wetrok Academy, tel. +41 (0)43 255 51 43 or academy@wetrok.ch.

Wetrok AG Steinackerstrasse 62, CH-8302 Kloten, telephone +41 (0)43 255 51 51, info@wetrok.ch, www.wetrok.com.