

General instructions for cleaning and care

no.53 Wood or cork parquet (waxed)























cleaning system with treatment
end of construction

object _____
address _____
room classification _____

date _____
customer _____
representative _____

work process: select one work stage from each number

↓	cleaning method		recommendations	dosage	recommendations	recommendations	comments
			* chemical products		* pad / brush / mop / cloth	machine / tool	
1		dry vacuum cleaning			Dust roller nozzle Neverclog filter without ring Filter bag with ring	Twinvac / Duovac / Silento /	large areas: sweeping
2		dusting damp mopping			Masslinn 2000/Floorwit white Synthetic fur	Balit Varifix/ Balit/	
cleaning without maintenance care product (if coating follows)							
3		wet mopping direct method	F Antiwax forte F Reshine Alcosal	2 - 5% 3 - 5% 1 - 2%	Mop Microbrush/ Microsol mop/	Socar / Drewell	 
3		scrubber drying direct method	F Antiwax forte F Reshine Polex	2 - 5% 3 - 5% 0.5 - 1%	● Pad red/ V ● Microsol fibre pad/	Duomatic / Laser Mambo / Samba Sprinter / iMatic	
3		wet scrubbing and wet vacuuming	F Antiwax forte F Reshine Polex	2 - 5% 3 - 5% 0.5 - 1%	● Pad red/ V ● Microsol fibre pad/	Monomatic I / Watertank Duovac /	heavily soiled   
3		polishing, vacuum polishing			C ● US pad yellow/ C ● Pad Blue Ice/	Monomatic US / Suction ring Monomatic HS /	after polishing 
cleaning with maintenance care (first protective treatment with same product as in maintenance cleaning)							
4		wet mopping direct method	F Brill Redur	3 - 5% 3%	Microsol mop/ Flat mop/	Socar / Drewell	Brill should be used with flat mop only  
4		scrubber drying direct method	F Brill Redur	3 - 5% 3%	● Pad red/ V ● Pad blue/	Duomatic / Laser Mambo / Samba Sprinter / iMatic	
4		spray cleaning full spray	Polyspray Elfspray Polish	100% 100% 33%	● Pad red/ P ● Pad yellow/	Monomatic DS / Spray unit	after polishing 

* basic treatment / structure: B: coated / C: waxed / D: oiled / E: sealed / F: untreated / G: maintenance care product / P: polishing / S: structured / V: heavily soiled

General instructions for cleaning and care

no.53 Wood or cork parquet (waxed)



maintenance cleaning

object _____

date _____



















address _____

customer _____

work process: select one work stage from each number

room classification _____

representative _____

↓	cleaning method		frequency	recommendations chemical products	dosage	* recommendations pad / brush / mop / cloth	recommendations machine / tool	comments
1		dusting damp mopping	<input type="checkbox"/>			Masslinn / Floorwit Multi squeegee/	Balit Varifix/ Balit/	
1		dry vacuum cleaning	<input type="checkbox"/>			S Dust roller nozzle S	Monovac / Scuba	large areas: sweeping
2		chewing gum removal	<input type="checkbox"/>	Karpfrost Karpotek	100%			if needed 
cleaning without maintenance								
3		wet mopping direct method	<input type="checkbox"/>	Reshine Polex Alcosal	1 - 2% 0.5 - 1% 1 - 2%	V Mop Sensitive Microsol mop/ Flat mop/	Wetbox system Socar / Drewell Variwet / B. Varifix	 
3		scrubber drying direct method	<input type="checkbox"/>	Reshine Polex Libero	1 - 2% 0.5 - 1% 0.5 - 3%	● Pad red/ V ● Microsol fibre pad/	Duomatic / Laser Mambo / Samba Sprinter / iMatic	
3		polishing, vacuum polishing	<input type="checkbox"/>			C ● US pad yellow/ C ● Pad Blue Ice/ C ● Polishing brush Union/	Monomatic HS / Suction ring Monon Monomatic US /	after polishing 
cleaning with maintenance								
4		wet mopping direct method	<input type="checkbox"/>	Brill Redur	1 - 2% 1%	V Mop Sensitive Microsol mop/ Flat mop/	Wetbox system Socar / Drewell Variwet / B. Varifix	Brill should be used with flat mop only  
4		scrubber drying direct method	<input type="checkbox"/>	Brill Redur	1 - 2% 1%	● Pad red/ V ● Microsol fibre pad/	Duomatic / Laser Mambo / Samba Sprinter / iMatic	
4		spray cleaning partial spray	<input type="checkbox"/>	Polyspray Elfspray Polish	100% 100% 33%	● Pad red/ P ● Pad yellow/	Monomatic DS / Spray unit	after polishing 

* basic treatment / structure: B: coated / C: waxed / D: oiled / E: sealed / F: untreated / G: maintenance care product / P: polishing / S: structured / V: heavily soiled

important: When spray cleaning, you should change your pad often

General instructions for cleaning and care

no.53 Wood or cork parquet (waxed)



interim cleaning

object _____

date _____


























address _____

customer _____

work process: select one work stage from each number

room classification _____

representative _____

	cleaning method	frequency	* recommendations chemical products	dosage	* recommendations pad / brush / mop / cloth	recommendations machine / tool	comments
1	 dusting damp mopping	<input type="checkbox"/>			Masslinn / Floorwit Synthetic fur	Balit Varifix/ Balit/	
1	 dry vacuum cleaning	<input type="checkbox"/>			V Dust roller nozzle S Dust roller nozzle	Monovac / Scuba	large areas: sweeping
2	 chewing gum removal	<input type="checkbox"/>	Karpfrost Karpotek	100%			if needed 
cleaning without maintenance							
3	 wet mopping indirect method	<input type="checkbox"/>	Reshine Polex G Antiwax forte	3 - 5% 2 - 4% 2 - 5%	Mop Microbrush/ Microsol mop/	Wetbox system Socar / Drewell	  
3	 scrubber drying indirect method	<input type="checkbox"/>	Reshine Polex G Antiwax forte	3 - 5% 2 - 4% 2 - 5%	 Pad red/ V  Pad blue/ V  Microsol fibre pad/	Duomatic / Laser Mambo / Samba Sprinter / iMatic	  
cleaning with maintenance							
3	 spray cleaning full spray	<input type="checkbox"/>	Polyspray Elfspray Polish	100% 100% 33%	 Pad red/ P  Pad yellow/	Monomatic DS / Spray unit	after polishing 
3	 wet mopping direct method	<input type="checkbox"/>	Polish	33%	Flat mop/	Socar / Drewell	 
buffing wax treatment (only if necessary)							
4	 polishing, vacuum polishing				C  Pad yellow/	Monomatic HS / Suction ring Monon Monomatic DS /	after polishing 

* basic treatment / structure: B: coated / C: waxed / D: oiled / E: sealed / F: untreated / G: maintenance care product / P: polishing / S: structured / V: heavily soiled

important: When spray cleaning, you should change your pad often
For initial cleaning after interim cleaning, see "initial cleaning".

General instructions for cleaning and care

no.53 Wood or cork parquet (waxed)



basic cleaning

object _____

date _____


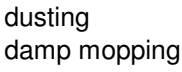
























address _____

customer _____

work process: select one work stage from each number

room classification _____

representative _____

	cleaning method	frequency	* recommendations chemical products	dosage	* recommendations pad / brush / mop / cloth	recommendations machine / tool	comments
1	 dusting  damp mopping	<input type="checkbox"/>			Masslinn 2000/Floorwit white Synthetic fur	Balit Varifix/ Balit/	
1	 dry vacuum cleaning	<input type="checkbox"/>			V V V Dust roller nozzle	Monovac / Scuba	
2	 chewing gum removal	<input type="checkbox"/>	Karpfrost Karpotek	100%			if needed 
cleaning without maintenance							
3	 dry sanding	<input type="checkbox"/>			V ● Pad blue/ ● Pad green/	Monomatic I / Suction ring Monon	after sanding, dry scrubbing  
3	 wet scrubbing and wet vacuuming	<input type="checkbox"/>	C Antiwax forte C Relino	30 - 50% 20 - 50%	C ● Pad green/ ● Pad blue/ ● Microsol fibre pad/	Monomatic I / Watertank Duovac /	   
3	 scrubber drying indirect method	<input type="checkbox"/>	C Antiwax forte C Relino	30 - 50% 20 - 50%	C ● Pad green/ ● Pad blue/ ● Microsol fibre pad/	Duomatic / Laser Mambo / Samba Sprinter / iMatic	2 m    
3	 spray cleaning full spray	<input type="checkbox"/>	C Antiwax forte	30 - 50%	C ● Pad green/ ● Pad blue/	Monomatic DS / Spray unit Monomatic LS /	
4	rinsing   	<input type="checkbox"/>	pure water		● Pad blue/ ● Microsol fibre pad/	Monomatic I / Duovac / Duomatic / Laser	 pH 7  

* basic treatment / structure: B: coated / C: waxed / D: oiled / E: sealed / F: untreated / G: maintenance care product / P: polishing / S: structured / V: heavily soiled

important:

After basic cleaning, protective treatment is necessary!

green and black pad on hard wood only

change pad often

Use a coin or a key to do a scratch test, to check if all the protective coating has been removed.

General instructions for cleaning and care

no.53 Wood or cork parquet (waxed)



protective treatment

object _____

date _____



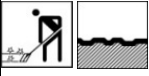






address _____

customer _____

work process: select one work stage from each number

room classification _____

representative _____

↓	cleaning method		recommendations		recommendations	recommendations	comments
			* chemical products	dosage	* pad / brush / mop / cloth	machine / tool	
1	 dusting damp mopping				Masslinn 2000/Floorwit white Synthetic fur	Balit Varifix/ Balit/	
1	 dry vacuum cleaning				Dust roller nozzle	Monovac / Scuba	large areas: sweeping
coating							
2	 waxing		Polish	100%	Cover for Florfix Flat mop 50	Florfix/ Drewell/ Buket plast 22l	1 - 3 thin layers  
3	 dusting damp mopping				Masslinn 2000/Floorwit white Synthetic fur	Balit Varifix/ Balit/	if needed
buffing wax treatment (only if necessary)							
4	 polishing, vacuum polishing				C  Pad yellow/	Monomatic HS / Suction ring Monon Monomatic DS /	after polishing 

* basic treatment / structure: B: coated / C: waxed / D: oiled / E: sealed / F: untreated / G: maintenance care product / P: polishing / S: structured / V: heavily soiled

important: before protective treatment: the floor must be perfectly stripped, thoroughly rinsed and completely dry!
floor has to be grinded it change le system from the cired to oiled system
Let dry protection treatment completely between the layers and before use
Process treatment of protection: see descriptione of method
For initial cleaning with maintenance cleaner after protective treatment, see "initial cleaning".

General instructions for cleaning and care

no.53 Wood or cork parquet (waxed)



Information about the flooring




Wetrok AG cannot accept any liability for damages due to improper use.
For security information, see the safety data sheet at www.wetrok.ch.
Wear protection: gloves, safety goggles, work clothes
Follow the information and remarks on the label, product data sheet and material safety data sheet.
The product data sheet describes the product and gives information about its application, storage. See www.wetrok.ch
The recommended colours of pad and brushes consist to the actual wWetrok product range
Follow the special cleaning and care instructions of the floor manufacturer
The cleaning and care instructions are recommendations and suggestions and apply to floorings in object quality.



Strong alkalines can destroy or discolour wood coverings. Use a special basic linoleum cleaner!
Wood coverings are sensitive to abrasive pads and brushes.

Permanent exposure to moisture should be avoided with wood coverings. Mop as little as possible and wring out the mop thoroughly.
Allow it to dry completely before applying a protective treatment! Allow longer drying times than for non-porous coverings such as PVC.



Hardwoods (deciduous wood) such as oak, beech, ash, maple, walnut and acacia, or exotic woods, are processed into parquet.
Softwoods (coniferous wood) such as spruce, fir and pine are mostly used in the manufacturing of floor boards (long tongue-and-groove boards).
Humidity variations cause wood to shrink (dry out) or swell (exposure to moisture) and, possibly, warp (moisture).

Distinguishing feature: appearance of wood, dull sound when tapped.



Remove loose dirt before every cleaning, damp mop smooth floors and vacuum structured floors.
Cleaning agents and surface treatments may alter the appearance and properties of a floor's surface.
Test on an inconspicuous spot to find which product is suitable for your requirements.
Test beforehand on an inconspicuous spot to see if the cleaning agent or surface treatment damages the floor.
Dirt-trapping zones, incl. dirt-trapping mats (Wetrok Gardamat) in the entrance, at least 7m long, greatly reduce the amount of dirt tracked into the building.

If you have any questions, please don't hesitate to contact us.
For training courses, contact the Wetrok Academy, tel. +41 (0)43 255 51 43 or academy@wetrok.ch.

Wetrok AG Steinackerstrasse 62, CH-8302 Kloten, Tel +41 (0)43 255 51 51, info@wetrok.ch, www.wetrok.ch, www.wetrok.com