

General instructions for cleaning and care

no.57 Laminate floorings (structured profile)

















**cleaning system without treatment
end of construction**

object _____
address _____
room classification _____

date _____
customer _____
representative _____

work process: select one work stage from each number

↓ cleaning method		* recommendations chemical products	dosage	* recommendations pad / brush / mop / cloth	recommendations machine / tool	comments
1	 dry vacuum cleaning			Dust roller nozzle Neverclog filter without ring Filter bag with ring	Twinvac / Duovac / Silento /	
1	 vacuum sweeping sweeping				Speedmatic Twister Turbo Sweep	large areas: <div>2 m</div>
cleaning without maintenance						
2	 wet mopping direct method	Ecofloor V Reshine V Antiwax forte	0.5 - 1% 3 - 5% 2 - 5%	S Microsol mop/ Micro-Mop Top/	Socar / Drewell	 
2	 scrubber drying direct method	Ecofloor V Reshine V Antiwax forte	0.5 - 1% 3 - 5% 2 - 5%	S  Microsol fibre pad/	Duomatic / Laser Mambo / Samba Sprinter / iMatic	
cleaning with maintenance care (first protective treatment with same product as in maintenance cleaning)						
3	 wet mopping direct method	Redur	3%	S Flat mop/ Microsol mop/	Socar / Drewell	 
3	 scrubber drying direct method	Redur	3%	S  Microsol fibre pad/	Duomatic / Laser Mambo / Samba Sprinter / iMatic	

* basic treatment / structure: B: coated / C: waxed / D: oiled / E: sealed / F: untreated / G: maintenance care product / P: polishing / S: structured / V: heavily soiled

General instructions for cleaning and care

no.57 Laminate floorings (structured profile)



maintenance cleaning

object _____

date _____
















address _____

customer _____

room classification _____

representative _____

work process: select one work stage from each number

	cleaning method	frequency	* recommendations chemical products	dosage	* recommendations pad / brush / mop / cloth	recommendations machine / tool	comments
1	 dry vacuum cleaning	<input type="checkbox"/>			S Dust roller nozzle	Monovac / Scuba	
2	 chewing gum removal	<input type="checkbox"/>	Karpfrost Karpotek	100%			if needed 
cleaning without maintenance							
3	 wet mopping direct method	<input type="checkbox"/>	Ecofloor Reshine Alcosal	0.5 - 1% 1 - 2% 1 - 2%	S V Mop Variwet Mop Microbrush/ Micro-Mop Top/	Variwet / B. Varifix Wetbox system Socar / Drewell	 
3	 scrubber drying direct method	<input type="checkbox"/>	Ecofloor Libero	0.5 - 1% 0.5 - 3%	S  Microsol fibre pad/	Duomatic / Laser Mambo / Samba Sprinter / iMatic	
cleaning with maintenance							
3	 wet mopping direct method	<input type="checkbox"/>	Redur	1%	S Mop Microbrush/ Mop Variwet Flat mop/	Socar / Drewell Wetbox system Variwet / B. Varifix	 
3	 scrubber drying direct method	<input type="checkbox"/>	Redur	1%	S  Microsol fibre pad/	Duomatic / Laser Mambo / Samba Sprinter / iMatic	

* basic treatment / structure: B: coated / C: waxed / D: oiled / E: sealed / F: untreated / G: maintenance care product / P: polishing / S: structured / V: heavily soiled

General instructions for cleaning and care

no.57 Laminate floorings (structured profile)



interim cleaning

object _____

date _____













address _____

customer _____

work process: select one work stage from each number

room classification _____

representative _____

↓	cleaning method		frequency	recommendations		dosage	recommendations		recommendations	comments
				* chemical products			* pad / brush / mop / cloth		machine / tool	
1		dry vacuum cleaning	<input type="checkbox"/>				S	Dust roller nozzle	Monovac / Scuba	
1		vacuum sweeping	<input type="checkbox"/>						Speedmatic Twister Turbo Sweep	large areas: <div>2 m</div>
2		chewing gum removal	<input type="checkbox"/>	Karpfrost Karpotek		100%				if needed <div>⌚</div>
cleaning without maintenance										
3		wet mopping direct method	<input type="checkbox"/>	Polex G Reshine		2 - 4% 3 - 5%	S	Mop Microbrush/ Flat mop/	Wetbox system Socar / Drewell	<div>  </div>
3		scrubber drying direct method	<input type="checkbox"/>	Polex V Reshine		2 - 4% 3 - 5%	S	 Microsol fibre pad/	Duomatic / Laser Mambo / Samba Sprinter / iMatic	<div>  </div>

* basic treatment / structure: B: coated / C: waxed / D: oiled / E: sealed / F: untreated / G: maintenance care product / P: polishing / S: structured / V: heavily soiled

important: For initial cleaning after interim cleaning, see "initial cleaning".

General instructions for cleaning and care

no.57 Laminate floorings (structured profile)



basic cleaning

object _____

date _____

























address _____

customer _____

work process: select one work stage from each number

room classification _____

representative _____

↓		cleaning method	frequency	* recommendations chemical products	dosage	* recommendations pad / brush / mop / cloth	recommendations machine / tool	comments
1		dry vacuum cleaning	<input type="checkbox"/>			Dust roller nozzle	Monovac / Scuba	
2		chewing gum removal	<input type="checkbox"/>	Karpotek Karpfrost	100%			if needed 
cleaning without maintenance								
3		wet scrubbing and wet vacuuming	<input type="checkbox"/>	Rewit 2000 Antiwax forte	10 - 20% 30 - 50%	S  Microsol fibre pad/	Monomatic LS / Watertank Duovac /	   
3		scrubber drying indirect method	<input type="checkbox"/>	Rewit 2000 Antiwax forte	10 - 20% 30 - 50%	S  Microsol fibre pad/	Duomatic / Laser Mambo / Samba Sprinter / iMatic	    
4	rinsing	  	<input type="checkbox"/>	pure water		S  Microsol fibre pad/	Monomatic LS / Duovac / Duomatic / Laser	   

* basic treatment / structure: B: coated / C: waxed / D: oiled / E: sealed / F: untreated / G: maintenance care product / P: polishing / S: structured / V: heavily soiled

important: For initial cleaning after basic cleaning, see "initial cleaning".

General instructions for cleaning and care


no.57 Laminate floorings (structured profile)



Information about the flooring




Wetrok AG cannot accept any liability for damages due to improper use.
For security information, see the safety data sheet at www.wetrok.ch.
Wear protection: gloves, safety goggles, work clothes
Follow the information and remarks on the label, product data sheet and material safety data sheet.
The product data sheet describes the product and gives information about its application, storage. See www.wetrok.ch
The recommended colours of pad and brushes consist to the actual wWetrok product range
Follow the special cleaning and care instructions of the floor manufacturer
The cleaning and care instructions are recommendations and suggestions and apply to floorings in object quality.



Strong alkalines can destroy or discolour wood coverings. Use a special basic linoleum cleaner!

Laminated coverings are sensitive to abrasive pads and brushes.
Water can penetrate into the laminated covering through the joints.
Distinguishing feature: appearance of wood, bright sound when tapped.



Allow it to dry completely before applying a protective treatment! Allow longer drying times than for non-porous coverings such as PVC.
Humidity variations cause wood to shrink (dry out) or swell (exposure to moisture) and, possibly, warp (moisture).

Distinguishing feature: appearance of wood, dull sound when tapped.



Remove loose dirt before every cleaning, damp mop smooth floors and vacuum structured floors.
Cleaning agents and surface treatments may alter the appearance and properties of a floor's surface.
Test on an inconspicuous spot to find which product is suitable for your requirements.
Test beforehand on an inconspicuous spot to see if the cleaning agent or surface treatment damages the floor.
Dirt-trapping zones, incl. dirt-trapping mats (Wetrok Gardamat) in the entrance, at least 7m long, greatly reduce the amount of dirt tracked into the building.

If you have any questions, please don't hesitate to contact us.
For training courses, contact the Wetrok Academy, tel. +41 (0)43 255 51 43 or academy@wetrok.ch.